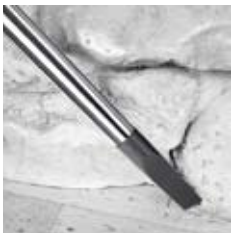




 **Vacmaster<sup>®</sup>**

*For every mess, there is a master.*





*For every mess, there is a master.*

<i>VF1515HJ</i>	.....	<i>P2</i>
<i>VK1520SIW</i>	.....	<i>P3</i>
<i>VK1520SIWC</i>	.....	<i>P4</i>
<i>VK1520SIWR</i>	.....	<i>P5</i>
<i>VK1320P</i>	.....	<i>P6</i>
<i>VK1330PWD</i>	.....	<i>P7</i>
<i>VK1330PWDC</i>	.....	<i>P8</i>
<i>VK1330PWDR</i>	.....	<i>P9</i>
<i>VK1530SIWD</i>	.....	<i>P10</i>
<i>VK1530SIWDC</i>	.....	<i>P11</i>
<i>VK1530SIWDC-T</i>	.....	<i>P12</i>
<i>VK1530SIWDTR</i>	.....	<i>P13</i>
<i>VK1650SWD</i>	.....	<i>P14</i>
<i>VK1650SWDC</i>	.....	<i>P15</i>
<i>VK1660SWDC</i>	.....	<i>P16</i>
<i>vacuums' list</i>	.....	<i>P17</i>
<i>accessories' list</i>	.....	<i>P18</i>



## *Wet and dry vacuum cleaners*

For every mess, there is a master.




Easy to carry with convenient top handle



Powerful and quiet



Multipurpose wet or dry usage



Versatile accessory kit included with rear tool basket



Practical design for compact storage



Auto cord rewind



Power	W	1500
Max. air flow	l/sec	60
Max. vacuum	kpa	18
Tank size	l	15
Hose length	m	1.8
Dimensions (L x w x H)	cm	32x41x39
Cord length	m	5
Accessory ID.	mm	35



Tough steel tank fasteners



Tool tray for on site convenience



Powerful debris and dust suction,  
wet and dry



Easy maintenance exhaust filter



Practical on-board accessory  
storage



Large hook for cord wrap



Power	W	1500
Max. air flow	l/sec	60
Max. vacuum	kpa	18
Tank size	l	20
Hose length	m	3.5
Dimensions(L x w x H)	cm	40x45x56
Cord length	m	5
Accessory ID.	mm	35



Tough steel tank fasteners



Tool tray for on site convenience



The additional power socket means this unit can be used simultaneously with a power tool



Easy maintenance exhaust filter



Practical on-board accessory storage



Large hook for cord wrap



Power	W	1500
Max. air flow	l/sec	60
Max. vacuum	kpa	18
Tank size	l	20
Hose length	m	3.5
Dimensions(L x w x H)	cm	40x45x56
Cord length	m	5
Accessory ID.	mm	35



Designed for carpet cleaning with powered liquid supply



6L external liquid solution tank



Wireless remote control on handle can switch on and off the cleaner and sprayer by simple finger move



Dust seal, water proof touch pad switch on vacuum for switching on and off the cleaner and sprayer



Tool tray for on site convenience



Washable polyester cartridge filter for wet and dry pick up, carpet cleaning



Power	W	1500
Max. air flow	l/sec	60
Max. vacuum	kpa	18
Tank size	l	20
Hose length	m	2.5
Dimensions(L x w x H)	cm	40x45x56
Cord length	m	5
Accessory ID.	mm	35





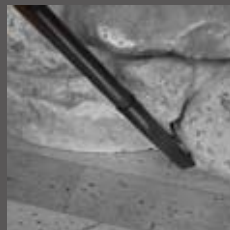
Large top mounted on/off switch, carry handle for ease of use



Sturdy, quick-clip tank latches for easy tank locking and emptying



Casters for manoeuvrability



The crevice nozzle will reach the most difficult areas



Powerful debris and dust suction, wet and dry



Tool tray for on site convenience



Power	W	1300
Max. air flow	l/sec	60
Max. vacuum	kpa	18
Tank size	l	20
Hose length	m	2.5
Dimensions(L x w x H)	cm	36x34x53
Cord length	m	5
Accessory ID.	mm	35



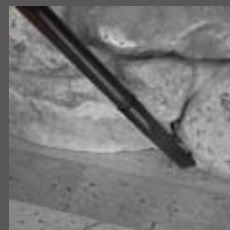
Large top mounted on/off switch, carry handle for ease of use




Sturdy, quick-clip tank latches for easy tank locking and emptying



Drainage cap for easy emptying



The crevice nozzle will reach the most difficult areas



Powerful debris and dust suction, wet and dry



Tool tray for on site convenience



Power	W	1300
Max. air flow	l/sec	60
Max. vacuum	kpa	18
Tank size	l	30
Hose length	m	3.5
Dimensions(L x w x H)	cm	40x45x67
Cord length	m	7.5
Accessory ID.	mm	35



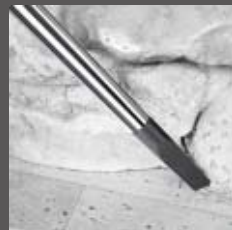
Auto on/off PTO socket  
And quiet running motor



Large steel tank retainers



Drainage cap for easy emptying



The crevice nozzle will reach the  
most difficult areas



Powerful debris and dust suction,  
wet and dry



Ideal for synchronised power tool  
usage



Power	W	1300
Max. air flow	l/sec	60
Max. vacuum	kpa	18
Tank size	l	30
Hose length	m	3.5
Dimensions(L x w x H)	cm	40x45x67
Cord length	m	7.5
Accessory ID.	mm	35



Designed for carpet cleaning with powered liquid supply



6L external liquid solution tank



Wireless remote control on handle can switch on and off the cleaner and sprayer by simple finger move



Dust seal, water proof touch pad switch on vacuum for switching on and off the cleaner and sprayer



Tool tray for on site convenience




Washable polyester cartridge filter for wet and dry pick up, carpet cleaning



Power	W	1300
Max. air flow	l/sec	60
Max. vacuum	kpa	18
Tank size	l	30
Hose length	m	2.5
Dimensions(L x w x H)	cm	40x45x67
Cord length	m	7.5
Accessory ID.	mm	35



Large top mounted on/off switch, carry handle for ease of use



Tough steel tank fasteners



2 steel casters with large rear wheels for stability and manoeuvrability



The crevice nozzle will reach the most difficult areas



Drainage cap for easy emptying




Tool tray for on site convenience



Power	W	1500
Max. air flow	l/sec	60
Max. vacuum	kpa	18
Tank size	l	30
Hose length	m	3.5
Dimensions(L x w x H)	cm	40x45x67
Cord length	m	7.5
Accessory ID.	mm	35



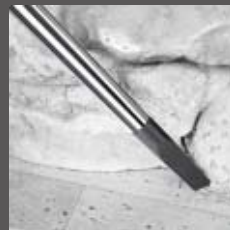
Auto on/off PTO socket  
And quiet running motor




Tough steel tank fasteners




Tool tray for on site convenience



The crevice nozzle will reach the  
most difficult areas



Drainage cap for easy emptying



Ideal for synchronised power tool  
usage



Power	W	1500
Max. air flow	l/sec	60
Max. vacuum	kpa	18
Tank size	l	30
Hose length	m	3.5
Dimensions(L x w x H)	cm	40x45x67
Cord length	m	7.5
Accessory ID.	mm	35

VK1530SIWDC-T



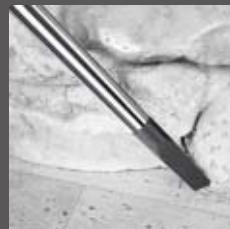
Auto on/off PTO socket  
And quiet running motor



Tough steel tank fasteners




Tool tray for on site convenience



The crevice nozzle will reach the  
most difficult areas



Large hook for cord wrap



Ideal for synchronised power tool  
usage



Power	W	1500
Max. air flow	l/sec	60
Max. vacuum	kpa	18
Tank size	l	30
Hose length	m	3.5
Dimensions(L x w x H)	cm	40x45x67
Cord length	m	7.5
Accessory ID.	mm	35

VK1530SIWDTR



Designed for carpet cleaning with powered liquid supply



6L external liquid solution tank



Wireless remote control on handle can switch on and off the cleaner and sprayer by simple finger move



Dust seal, water proof touch pad switch on vacuum for switching on and off the cleaner and sprayer



Tool tray for on site convenience



Washable polyester cartridge filter for wet and dry pick up, carpet cleaning



Power	W	1500
Max. air flow	l/sec	60
Max. vacuum	kpa	18
Tank size	l	30
Hose length	m	2.5
Dimensions(L x w x H)	cm	40x45x67
Cord length	m	7.5
Accessory ID.	mm	35





Large top mounted on/off switch, carry handle for ease of use.




Tough steel tank fasteners



Drainage cap for easy emptying



Powerful debris and dust suction, wet and dry



Wet or dry suction make these vacs useful for all kinds of jobs




The crevice nozzle will reach the most difficult areas



Power	W	1600
Max. air flow	l/sec	65
Max. vacuum	kpa	22
Tank size	l	50
Hose length	m	3.5
Dimensions(L x w x H)	cm	51x52x77
Cord length	m	7.5
Accessory ID.	mm	38



Auto on/off PTO socket  
And quiet running motor




Tough steel tank fasteners




Drainage cap for easy emptying



Powerful debris and dust suction,  
wet and dry



Wet or dry suction make these  
vacacs useful for all kinds of jobs




Ideal for synchronised power tool  
usage



Power	W	1600
Max. air flow	l/sec	65
Max. vacuum	kpa	22
Tank size	l	50
Hose length	m	3.5
Dimensions(L x w x H)	cm	51x52x77
Cord length	m	7.5
Accessory ID.	mm	38



Auto on/off PTO socket  
And quiet running motor



Tough steel tank fasteners




2 steel casters with large rear wheels for stability and manoeuvrability



On-board accessory storage with handle bag to keep additional tools at hand



Powerful debris and dust suction, wet and dry



Ideal for synchronised power tool usage

Power	W	1600
Max. air flow	l/sec	65
Max. vacuum	kpa	22
Tank size	l	60
Hose length	m	3.5
Dimensions(L x w x H)	cm	51x52x86
Cord length	m	7.5
Accessory ID.	mm	38



VF1515HJ



VK1520SIW



VK1520SIWR



VK1520SIWC



VK1320P



VK1330PWD



VK1330PWDR



VK1330PWDC



VK1530SIWD



VK1530SIWDC



VK1530SIWDC-T



VK1530SIWDR



VK1650SWD



VK1650SWDC



VK1660SWDC

Model	VF1515HJ	VK1520SIW	VK1520SIWR	VK1520SIWC	VK1320P	VK1330PWD	VK1330PWDR	VK1330PWDC	VK1530SIWD	VK1530SIWDC	VK1530SIWDC-T	VK1530SIWDR	VK1650SWD	VK1650SWDC	VK1660SWDC	Model	
Power	W	1500	1500	1500	1500	1300	1300	1300	1500	1500	1500	1500	1600	1600	1600	Power	W
Max.air flow	l/sec	60	60	60	60	60	60	60	60	60	60	60	65	65	65	Max.air flow	l/sec
Max.vacuum	kpa	18	18	18	18	18	18	18	18	18	18	18	22	22	22	Max.vacuum	kpa
Tank size	l	15	20	20	20	30	30	30	30	30	30	30	50	50	60	Tank size	l
Hose length	m	1.8	3.5	2.5	3.5	2.5	3.5	2.5	3.5	3.5	3.5	2.5	3.5	3.5	3.5	Hose length	m
Dimensions(LxWxH)	cm	32x41x39	40x45x56	40x45x56	40x45x56	36x34x53	40x45x67	40x45x67	40x45x67	40x45x67	40x45x67	40x45x67	51x52x77	51x52x77	51x52x86	Dimensions(LxWxH)	cm
Cord length	m	5	5	5	5	7.5	7.5	7.5	7.5	7.5	7.5	7.5	7.5	7.5	7.5	Cord length	m
Accessory ID.	mm	35	35	35	35	35	35	35	35	35	35	35	38	38	38	Accessory ID.	mm



**Name**                      **Order code**                      **Fit for**

Round brush                      950106                      35mm

Round brush                      950080                      38mm

Crevice car tool                      950105                      35mm

Crevice car tool                      950183                      38mm

Brush                      950177                      35mm

Combo nozzle                      950107                      35mm

Combo nozzle                      950081                      38mm

15" Floor nozzle                      950082                      38mm

Accessory box                      950112                      VF1515

**Name**                      **Order code**                      **Fit for**

Hose set ,1.8m                      950103                      35mm







3.5m anti crush hose                      950077                      38mm

Metal tube set. 3pcs                      950104                      VF1515

Metal tube set. 3pcs                      950178                      35mm

Metal tube set. 3pcs                      950078                      38mm



	Name	Order code	Fit for
	Washable cartridge filter and retainer	950199	18L and above
	Washable filter and retainer	950108	VF1515
	HEPA filter	950110	All industrial vac
	Cloth pre filter bag, 3 Pack	950076	20L ~ 60L
		950136	15L
	Standard filter bag, 3 Pack	950072	20L~30L
		950073	50L~60L
		950074	15L
	High efficiency filter bag, 3 Pack	950137	20L~30L
		950075	50L~60L





